

# FORM NO. MGT-7

[Pursuant to sub-Section(1) of section 92 of the Companies Act, 2013 and sub-rule (1) of rule 11of the Companies (Management and Administration) Rules, 2014]



सत्यमेव जयते

# Annual Return (other than OPCs and Small Companies)

Form language  English  Hindi

Refer the instruction kit for filing the form.

## I. REGISTRATION AND OTHER DETAILS

(i) \* Corporate Identification Number (CIN) of the company

L99999MH1986PLC041277

Pre-fill

Global Location Number (GLN) of the company

\* Permanent Account Number (PAN) of the company

AAACM2824M

(ii) (a) Name of the company

HYBRID FINANCIAL SERVICES I

(b) Registered office address

35, A-WING, RAJ INDUSTRIAL COMPLEX PREMISES CO-OP.  
SOCIETY LTD, MILITARY ROAD, MAROL, ANDHERI (EAST)  
MUMBAI  
Maharashtra  
400059

(c) \*e-mail ID of the company

office@hybridfinance.co.in

(d) \*Telephone number with STD code

02229207802

(e) Website

www.hybridfinance.co.in

(iii) Date of Incorporation

20/10/1986

(iv)	Type of the Company	Category of the Company	Sub-category of the Company
	Public Company	Company limited by shares	Indian Non-Government company

(v) Whether company is having share capital

Yes  No

(vi) \*Whether shares listed on recognized Stock Exchange(s)

Yes  No

(a) Details of stock exchanges where shares are listed

S. No.	Stock Exchange Name	Code
1	BSE LIMITED	1
2	THE NATIONAL STOCK EXCHANGE OF INDIA LIMITED	1,024

(b) CIN of the Registrar and Transfer Agent

U99999MH1994PTC076534

Pre-fill

Name of the Registrar and Transfer Agent

BIGSHARE SERVICES PRIVATE LIMITED

Registered office address of the Registrar and Transfer Agents

E-3 ANSA INDUSTRIAL ESTATESAKI VIHAR ROAD  
SAKINAKA

(vii) \*Financial year From date  (DD/MM/YYYY) To date  (DD/MM/YYYY)

(viii) \*Whether Annual general meeting (AGM) held  Yes  No

(a) If yes, date of AGM

(b) Due date of AGM

(c) Whether any extension for AGM granted

Yes  No

(f) Specify the reasons for not holding the same

AGM will be held on August 26th, 2022

## II. PRINCIPAL BUSINESS ACTIVITIES OF THE COMPANY

\*Number of business activities

S.No	Main Activity group code	Description of Main Activity group	Business Activity Code	Description of Business Activity	% of turnover of the company
1	K	Financial and insurance Service	K7	Financial Advisory, brokerage and Consultancy Services	100

## III. PARTICULARS OF HOLDING, SUBSIDIARY AND ASSOCIATE COMPANIES (INCLUDING JOINT VENTURES)

\*No. of Companies for which information is to be given

Pre-fill All

S.No	Name of the company	CIN / FCRN	Holding/ Subsidiary/Associate/ Joint Venture	% of shares held
1	MAXIMUS SECURITIES LIMITED	U67120MH1994PLC076758	Subsidiary	100
2	HYBRID SYSTEMS LIMITED	U51900MH1993PTC072677	Subsidiary	2.69
3	SUNANDA CAPITAL SERVICES I	U74999MH1994PLC084183	Associate	45

#### IV. SHARE CAPITAL, DEBENTURES AND OTHER SECURITIES OF THE COMPANY

##### (i) \*SHARE CAPITAL

###### (a) Equity share capital

Particulars	Authorised capital	Issued capital	Subscribed capital	Paid up capital
Total number of equity shares	70,000,000	29,436,275	29,436,275	29,436,275
Total amount of equity shares (in Rupees)	350,000,000	147,181,375	147,181,375	147,181,375

Number of classes

1

Class of Shares	Authorised capital	Issued capital	Subscribed capital	Paid up capital
EQUITY SHARES OF RS. 5 EACH				
Number of equity shares	70,000,000	29,436,275	29,436,275	29,436,275
Nominal value per share (in rupees)	5	5	5	5
Total amount of equity shares (in rupees)	350,000,000	147,181,375	147,181,375	147,181,375

###### (b) Preference share capital

Particulars	Authorised capital	Issued capital	Subscribed capital	Paid-up capital
Total number of preference shares	30,000,000	2,100,000	2,100,000	2,100,000
Total amount of preference shares (in rupees)	300,000,000	21,000,000	21,000,000	21,000,000

Number of classes

1

Class of shares	Authorised capital	Issued capital	Subscribed capital	Paid up capital
REDEEMABLE PREFERENCE SHARES OF RS. 10				
Number of preference shares	30,000,000	2,100,000	2,100,000	2,100,000
Nominal value per share (in rupees)	10	10	10	10
Total amount of preference shares (in rupees)	300,000,000	21,000,000	21,000,000	21,000,000

**(c) Unclassified share capital**

Particulars	Authorised Capital
Total amount of unclassified shares	0

**(d) Break-up of paid-up share capital**

Class of shares	Number of shares			Total nominal amount	Total Paid-up amount	Total premium
	Physical	DEMAT	Total			
<b>Equity shares</b>						
<b>At the beginning of the year</b>	5,186,862	24,249,413	29436275	147,181,375	147,181,375	
<b>Increase during the year</b>	0	0	0	0	0	0
i. Public Issues	0	0	0	0	0	0
ii. Rights issue	0	0	0	0	0	0
iii. Bonus issue	0	0	0	0	0	0
iv. Private Placement/ Preferential allotment	0	0	0	0	0	0
v. ESOPs	0	0	0	0	0	0
vi. Sweat equity shares allotted	0	0	0	0	0	0
vii. Conversion of Preference share	0	0	0	0	0	0
viii. Conversion of Debentures	0	0	0	0	0	0
ix. GDRs/ADRs	0	0	0	0	0	0
x. Others, specify				0	0	
NOT APPLICABLE						
<b>Decrease during the year</b>	0	0	0	0	0	0
i. Buy-back of shares	0	0	0	0	0	0
ii. Shares forfeited	0	0	0	0	0	0
iii. Reduction of share capital	0	0	0	0	0	0
iv. Others, specify				0	0	
NOT APPLICABLE						
<b>At the end of the year</b>	5,186,862	24,249,413	29436275	147,181,375	147,181,375	
<b>Preference shares</b>						

<b>At the beginning of the year</b>	2,100,000	0	2100000	21,000,000	21,000,000	
<b>Increase during the year</b>	0	0	0	0	0	0
i. Issues of shares	0	0	0	0	0	0
ii. Re-issue of forfeited shares	0	0	0	0	0	0
iii. Others, specify				0	0	
<input type="text" value="NOT APPLICABLE"/>						
<b>Decrease during the year</b>	0	0	0	0	0	0
i. Redemption of shares	0	0	0	0	0	0
ii. Shares forfeited	0	0	0	0	0	0
iii. Reduction of share capital	0	0	0	0	0	0
iv. Others, specify				0	0	
<input type="text" value="NOT APPLICABLE"/>						
<b>At the end of the year</b>	2,100,000	0	2100000	21,000,000	21,000,000	

ISIN of the equity shares of the company

(ii) Details of stock split/consolidation during the year (for each class of shares)

Class of shares		(i)	(ii)	(iii)
Before split / Consolidation	Number of shares			
	Face value per share			
After split / Consolidation	Number of shares			
	Face value per share			

**(iii) Details of shares/Debentures Transfers since closure date of last financial year (or in the case of the first return at any time since the incorporation of the company) \***

Nil

[Details being provided in a CD/Digital Media]

Yes  No  Not Applicable

Separate sheet attached for details of transfers

Yes  No

Note: In case list of transfer exceeds 10, option for submission as a separate sheet attachment or submission in a CD/Digital Media may be shown.

Date of the previous annual general meeting	<input style="width: 95%;" type="text"/>
---	--

Date of registration of transfer (Date Month Year)	<input style="width: 95%;" type="text"/>
--	--

Type of transfer	<input style="width: 95%;" type="text"/>	1 - Equity, 2- Preference Shares,3 - Debentures, 4 - Stock
------------------	--	--

Number of Shares/ Debentures/ Units Transferred	<input style="width: 95%;" type="text"/>	Amount per Share/ Debenture/Unit (in Rs.)	<input style="width: 95%;" type="text"/>
---	--	---	--

Ledger Folio of Transferor	<input style="width: 95%;" type="text"/>
----------------------------	--

Transferor's Name	<input style="width: 95%;" type="text"/>	<input style="width: 95%;" type="text"/>	<input style="width: 95%;" type="text"/>
	Surname	middle name	first name

Ledger Folio of Transferee	<input style="width: 95%;" type="text"/>
----------------------------	--

Transferee's Name	<input style="width: 95%;" type="text"/>	<input style="width: 95%;" type="text"/>	<input style="width: 95%;" type="text"/>
	Surname	middle name	first name

Date of registration of transfer (Date Month Year)	<input style="width: 95%;" type="text"/>
--	--

Type of transfer	<input style="width: 95%;" type="text"/>	1 - Equity, 2- Preference Shares,3 - Debentures, 4 - Stock
------------------	--	--

Number of Shares/ Debentures/ Units Transferred	<input style="width: 95%;" type="text"/>	Amount per Share/ Debenture/Unit (in Rs.)	<input style="width: 95%;" type="text"/>
---	--	---	--

Ledger Folio of Transferor		<input type="text"/>	
Transferor's Name	<input type="text"/>	<input type="text"/>	<input type="text"/>
	Surname	middle name	first name
Ledger Folio of Transferee		<input type="text"/>	
Transferee's Name	<input type="text"/>	<input type="text"/>	<input type="text"/>
	Surname	middle name	first name

**(iv) \*Debentures (Outstanding as at the end of financial year)**

Particulars	Number of units	Nominal value per unit	Total value
Non-convertible debentures	0	0	0
Partly convertible debentures	0	0	0
Fully convertible debentures	0	0	0
<b>Total</b>			0

**Details of debentures**

Class of debentures	Outstanding as at the beginning of the year	Increase during the year	Decrease during the year	Outstanding as at the end of the year
<b>Non-convertible debentures</b>	0	0	0	0
<b>Partly convertible debentures</b>	0	0	0	0
<b>Fully convertible debentures</b>	0	0	0	0

**(v) Securities (other than shares and debentures)**

0

Type of Securities	Number of Securities	Nominal Value of each Unit	Total Nominal Value	Paid up Value of each Unit	Total Paid up Value
<b>Total</b>	<input type="text"/>		<input type="text"/>		<input type="text"/>

**V. \*Turnover and net worth of the company (as defined in the Companies Act, 2013)**

**(i) Turnover**

12,485,327

**(ii) Net worth of the Company**

30,249,771

**VI. (a) \*SHARE HOLDING PATTERN - Promoters**

S. No.	Category	Equity		Preference	
		Number of shares	Percentage	Number of shares	Percentage
1.	Individual/Hindu Undivided Family				
	(i) Indian	18,762,051	63.74	2,100,000	100
	(ii) Non-resident Indian (NRI)	0	0	0	0
	(iii) Foreign national (other than NRI)	0	0	0	0
2.	Government				
	(i) Central Government	0	0	0	0
	(ii) State Government	0	0	0	0
	(iii) Government companies	0	0	0	0
3.	Insurance companies	0	0	0	0
4.	Banks	0	0	0	0
5.	Financial institutions	0	0	0	0
6.	Foreign institutional investors	0	0	0	0
7.	Mutual funds	0	0	0	0
8.	Venture capital	0	0	0	0
9.	Body corporate (not mentioned above)	75,000	0.25	0	0
10.	Others Promoter Group (Relatives of Promoter)	7,527	0.03	0	0
	<b>Total</b>	18,844,578	64.02	2,100,000	100

**Total number of shareholders (promoters)**

7

**(b) \*SHARE HOLDING PATTERN - Public/Other than promoters**

S. No.	Category	Equity		Preference	
		Number of shares	Percentage	Number of shares	Percentage



1.	Individual/Hindu Undivided Family				
	(i) Indian	9,958,263	33.83	0	0
	(ii) Non-resident Indian (NRI)	22,687	0.08	0	0
	(iii) Foreign national (other than NRI)	0	0	0	0
2.	Government				
	(i) Central Government	0	0	0	0
	(ii) State Government	0	0	0	0
	(iii) Government companies	0	0	0	0
3.	Insurance companies	0	0	0	0
4.	Banks	242,400	0.82	0	0
5.	Financial institutions	0	0	0	0
6.	Foreign institutional investors	0	0	0	0
7.	Mutual funds	19,800	0.07	0	0
8.	Venture capital	0	0	0	0
9.	Body corporate (not mentioned above)	346,292	1.18	0	0
10.	Others Directors and their Relative	2,255	0.01	0	0
	<b>Total</b>	10,591,697	35.99	0	0

**Total number of shareholders (other than promoters)**

52,224

**Total number of shareholders (Promoters+Public/  
Other than promoters)**

52,231

**VII. \*NUMBER OF PROMOTERS, MEMBERS, DEBENTURE HOLDERS  
(Details, Promoters, Members (other than promoters), Debenture holders)**

Details	At the beginning of the year	At the end of the year
Promoters	7	7
Members (other than promoters)	52,224	52,224
Debenture holders	0	0

## VIII. DETAILS OF DIRECTORS AND KEY MANAGERIAL PERSONNEL








### (A) \*Composition of Board of Directors

Category	Number of directors at the beginning of the year		Number of directors at the end of the year		Percentage of shares held by directors as at the end of year	
	Executive	Non-executive	Executive	Non-executive	Executive	Non-executive
<b>A. Promoter</b>	2	0	2	0	63.74	0
<b>B. Non-Promoter</b>	0	4	0	4	0	0.07
(i) Non-Independent	0	1	0	1	0	0
(ii) Independent	0	3	0	3	0	0.07
<b>C. Nominee Directors representing</b>	0	0	0	0	0	0
(i) Banks & FIs	0	0	0	0	0	0
(ii) Investing institutions	0	0	0	0	0	0
(iii) Government	0	0	0	0	0	0
(iv) Small share holders	0	0	0	0	0	0
(v) Others	0	0	0	0	0	0
<b>Total</b>	<b>2</b>	<b>4</b>	<b>2</b>	<b>4</b>	<b>63.74</b>	<b>0.07</b>

Number of Directors and Key managerial personnel (who is not director) as on the financial year end date

7

### (B) (i) \*Details of directors and Key managerial personnel as on the closure of financial year

Name	DIN/PAN	Designation	Number of equity share(s) held	Date of cessation (after closure of financial year : If any)
NANDAKISHORE RAG 	00304616	Whole-time director	9,383,995	
CHANDRAMOULI KRIS 	00036297	Whole-time director	9,378,056	
NILAY SHIVNARAYAN 	00231299	Director	2,250	
MAHESH SALAMATRA 	00322226	Director	0	
SAMEER SURESH PIM 	08813127	Director	5	
MEGHA JATENDRA VA 	00179162	Director	0	
VINAY RAMAKANT KU 	ADHPK0611P	CFO	5	

**(ii) Particulars of change in director(s) and Key managerial personnel during the year**

0

Name	DIN/PAN	Designation at the beginning / during the financial year	Date of appointment/ change in designation/ cessation	Nature of change (Appointment/ Change in designation/ Cessation)

**IX. MEETINGS OF MEMBERS/CLASS OF MEMBERS/BOARD/COMMITTEES OF THE BOARD OF DIRECTORS****A. MEMBERS/CLASS /REQUISITIONED/NCLT/COURT CONVENED MEETINGS**

Number of meetings held

1

Type of meeting	Date of meeting	Total Number of Members entitled to attend meeting	Attendance	
			Number of members attended	% of total shareholding
ANNUAL GENRAL MEETIN +	08/09/2021	52,231	50	63.81

**B. BOARD MEETINGS**

\*Number of meetings held

4

S. No.	Date of meeting	Total Number of directors associated as on the date of meeting	Attendance	
			Number of directors attended	% of attendance
1	31/05/2021	6	6	100
2	29/07/2021	6	6	100
3	28/10/2021	6	6	100
4	28/01/2022	6	6	100

**C. COMMITTEE MEETINGS**

Number of meetings held

11

S. No.	Type of meeting	Date of meeting	Total Number of Members as on the date of the meeting	Attendance	
				Number of members attended	% of attendance
1	AUDIT COMM +	31/05/2021	3	3	100
2	STAKEHOLDER +	31/05/2021	4	4	100
3	RISK MANAGI +	31/05/2021	3	3	100
4	NOMINATION +	31/05/2021	3	3	100

S. No.	Type of meeting	Date of meeting	Total Number of Members as on the date of the meeting	Attendance	
				Number of members attended	% of attendance
5	AUDIT COMM	29/07/2021	3	3	100
6	STAKEHOLDER	29/07/2021	4	4	100
7	RISK MANAGE	29/07/2021	3	3	100
8	AUDIT COMM	28/10/2021	3	3	100
9	STAKEHOLDER	28/10/2021	4	4	100
10	AUDIT COMM	28/01/2022	3	3	100

**D. \*ATTENDANCE OF DIRECTORS**

S. No.	Name of the director	Board Meetings			Committee Meetings			Whether attended AGM held on
		Number of Meetings which director was entitled to attend	Number of Meetings attended	% of attendance	Number of Meetings which director was entitled to attend	Number of Meetings attended	% of attendance	
1	NANDAKISHORE	4	4	100	10	10	100	
2	CHANDRAMOULI	4	4	100	6	6	100	
3	NILAY SHIVN	4	4	100	9	9	100	
4	MAHESH SAL	4	4	100	4	4	100	
5	SAMEER SUF	4	4	100	7	7	100	
6	MEGHA JATE	4	4	100	1	1	100	

**X. \*REMUNERATION OF DIRECTORS AND KEY MANAGERIAL PERSONNEL**

Nil

Number of Managing Director, Whole-time Directors and/or Manager whose remuneration details to be entered

2

S. No.	Name	Designation	Gross Salary	Commission	Stock Option/Sweat equity	Others	Total Amount
1	NANDAKISHORE F	WHOLE TIME D	2,594,688	0	0	0	2,594,688
2	CHANDRAMOULI F	WHOLE TIME D	2,852,718	9	9	9	2,852,745
	Total		5,447,406	9	9	9	5,447,433

Number of CEO, CFO and Company secretary whose remuneration details to be entered

1

S. No.	Name	Designation	Gross Salary	Commission	Stock Option/ Sweat equity	Others	Total Amount
1	VINAY RAMAKANT	CHEIF FINANCIAL OFFICER	565,344	0	0	0	565,344
	Total		565,344	0	0	0	565,344

Number of other directors whose remuneration details to be entered

0

S. No.	Name	Designation	Gross Salary	Commission	Stock Option/ Sweat equity	Others	Total Amount
1							0
	Total						

#### XI. MATTERS RELATED TO CERTIFICATION OF COMPLIANCES AND DISCLOSURES

\* A. Whether the company has made compliances and disclosures in respect of applicable provisions of the Companies Act, 2013 during the year  Yes  No

B. If No, give reasons/observations

#### XII. PENALTY AND PUNISHMENT - DETAILS THEREOF

(A) DETAILS OF PENALTIES / PUNISHMENT IMPOSED ON COMPANY/DIRECTORS /OFFICERS  Nil

Name of the company/ directors/ officers	Name of the court/ concerned Authority	Date of Order	Name of the Act and section under which penalised / punished	Details of penalty/ punishment	Details of appeal (if any) including present status

(B) DETAILS OF COMPOUNDING OF OFFENCES  Nil

Name of the company/ directors/ officers	Name of the court/ concerned Authority	Date of Order	Name of the Act and section under which offence committed	Particulars of offence	Amount of compounding (in Rupees)

#### XIII. Whether complete list of shareholders, debenture holders has been enclosed as an attachment

Yes  No

#### XIV. COMPLIANCE OF SUB-SECTION (2) OF SECTION 92, IN CASE OF LISTED COMPANIES

In case of a listed company or a company having paid up share capital of Ten Crore rupees or more or turnover of Fifty Crore rupees or more, details of company secretary in whole time practice certifying the annual return in Form MGT-8.

Name

VIJAY S. TIWARI

Whether associate or fellow

Associate  Fellow

Certificate of practice number

12220

#### I/We certify that:

(a) The return states the facts, as they stood on the date of the closure of the financial year aforesaid correctly and adequately.

(b) Unless otherwise expressly stated to the contrary elsewhere in this Return, the Company has complied with all the provisions of the Act during the financial year.

#### Declaration

I am Authorised by the Board of Directors of the company vide resolution no. ...

01

dated

30/05/2022

(DD/MM/YYYY) to sign this form and declare that all the requirements of the Companies Act, 2013 and the rules made thereunder in respect of the subject matter of this form and matters incidental thereto have been complied with. I further declare that:

1. Whatever is stated in this form and in the attachments thereto is true, correct and complete and no information material to the subject matter of this form has been suppressed or concealed and is as per the original records maintained by the company.
2. All the required attachments have been completely and legibly attached to this form.

**Note: Attention is also drawn to the provisions of Section 447, section 448 and 449 of the Companies Act, 2013 which provide for punishment for fraud, punishment for false statement and punishment for false evidence respectively.**

#### To be digitally signed by

Director

DIN of the director

00036297

#### To be digitally signed by

Company Secretary

Company secretary in practice

Membership number

33084

Certificate of practice number

12220

**Attachments**

- 1. List of share holders, debenture holders
- 2. Approval letter for extension of AGM;
- 3. Copy of MGT-8;
- 4. Optional Attachment(s), if any

<b>Attach</b>
<b>Attach</b>
<b>Attach</b>
<b>Attach</b>

**List of attachments**

--

<b>Remove attachment</b>
--------------------------

---

Modify
--------

Check Form
------------

Prescrutiny
-------------

Submit
--------

---

**This eForm has been taken on file maintained by the Registrar of Companies through electronic mode and on the basis of statement of correctness given by the company**